




# Preschool Summer Learning

Kim Leary, Preschool Master Teacher/  
Community Parent Involvement Specialist





# Four Simple Tips for Summer Time Learning



**1**

**READ, READ,  
READ**

**3**

**Play Board  
Games**

**2**



**Cook with your  
Child**


**4**

**Play Outside**


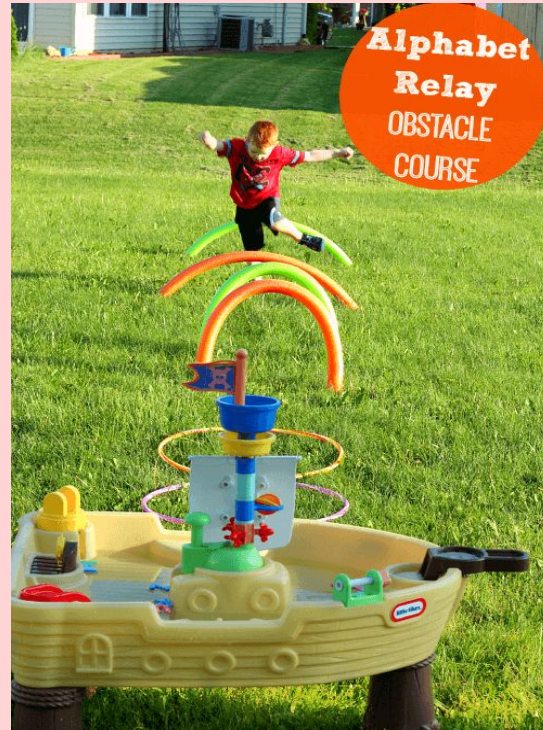



# PLAY BINGO

Summer Bingo					Summer Bingo				
Have a picnic	Go to the zoo	Run through sprinklers	Blow bubbles	Build a sand castle	Read a book by Eric Carle	Read a book by Anna Dewdney	Read a fairy tale	Read a book by Mo Willems	Read a book by Ezra Jack Keats
Draw with sidewalk chalk	Build a blanket fort	Make ice cream in a bag	Go to the park	Help an adult make cookies	Read a book by Margaret Wise Brown	Read a book by Dr. Seuss	Read a book by Don Freeman	Read a book by Herve Tullet	Read a book by Jan Brett
Help an adult wash the car	Have a sleepover		Go camping	Make snow cones	Read a book by Karma Wilson	Read a book by Kevin Henkes		Read a nursery rhyme	Read a book by H.A. Rey
Go to the beach	Make s'mores!	Find an ice cream truck!	Go on a scavenger hunt	Help an adult make lemonade	Read a book by Audrey Wood	Read a book by Denise Fleming	Read a book by Lois Ehler	Read a book by Donald Crews	Read a book by Mem Fox
Play hopscotch outside	Help an adult make juice popsicles	Swim in a pool	Help an adult make playdough	Go to the library for story time	Read a book by Laura Numeroff	Read a book by David Shannon	Read a book by Beatrix Potter	Read a book by A. A. Milne	Read a book by Tana Hoban




# Summer Alphabet Relay Obstacle Course for Preschoolers





# Materials

- Pool Noodles (4)
- Hula Hoops (3)
- Foam letters (I bought a foam lowercase letter puzzle from Dollar Tree)
- 8 pens (the cheap ball point pens you can buy in a box are perfect!)
- Water table

If you don't have a water table, you can just put the letters in a bucket or bin.



# How to Make the Letter Obstacle Course











# Sort and Find Things You Find Outside





# Go on a Shape Scavenger Hunt



**COOKING  
TOGETHER**

# Pre-K Summer Packet



Learning Activities for the Summer Months

For children transitioning to Kindergarten

**PreKinders.com**

# Preschool Summer Packet

## Math

### Candy Math

Have your child use colored candy, such as Gummi candy, M & M's, Skittles, Runts, jelly beans, etc. Use them for sorting, counting, patterning activities.

### Block Game

Use a numbered game die or spinner and some blocks. Take turns rolling the die, and taking the correct number of blocks from the pile. Build a tower with the blocks. After all the blocks are gone, compare the towers to see whose is the tallest.

### Number Basketball

Write numbers on pieces of paper and place them on the floor. Place a trash can nearby. Call out a number for your child to find, crumble up and toss into the trash can.

### Money Toss

Toss five pennies onto the table or floor. Count how many heads and tails.

### Counting Books

Make counting books with stickers. Choose stickers that will appeal to your child (Barbie, Harry Potter, trains, horses, etc.) Staple pieces of paper together and label each page with a number. Have your child stick the correct amount of stickers on each page of the book. You could make the "Spiderman Counting Book" or "Dora the Explorer Counting Book".

### Path Games

Path games are great for counting practice because a child rolls the dice or spins a spinner and counts how many spaces to move. You can buy them or make your own path games with stickers.

### Card Games

You can use playing cards in several ways:

Have your child match two of the same numbers.

Have your child put the numbers in sequential order.

Play war (Two players take the top card from their own pile, compare them, and the player with the highest number wins that round and collects both cards.)

### Simple Machines: Ramps

Provide your child with blocks and small boards or cardboard to experiment with by rolling or sliding different objects down the ramps. Blocks, marbles, droplets of water, rocks.

## Science

### Make a Science Kit:

- Prism
- Seashells
- Rock Collection
- Kaleidoscopes
- Magnets
- Magnifying Glass
- Bug Box/ Critter Cage
- Binoculars

### Nature Walk

Go on a nature walk in your neighborhood or in the woods. Collect small sticks, rocks, leaves, wildflowers. You can use them later to make a nature collage or look at them through a magnifying glass.

### Pond Nature Trip

Give your child a "pond study kit": magnifying glass, clear cup (for a water sample), plastic bags (for plant and dirt samples), craft sticks, plastic spoons, etc. Take a trip to a pond and let your child explore. Take a bag of bread crumbs for the ducks.

### Magnets

Let your child experiment with various objects and classify them as magnetic or non-magnetic. You can use a paper clip, screw, penny, pen cap, cork, crayon, etc.

### Chemical Reaction

Let your child experiment with baking soda and vinegar to make a chemical reaction. Put baking soda in a paper cup and vinegar in another cup. Add amounts of one ingredient to the other and watch what happens.

### More Chemistry

You can also set out several ingredients and let your child experiment with the different textures (and reactions) the ingredients make. For solids, you can have cups of flour, baking soda, salt, sand, corn meal. For liquids, you can set out cups of water, oil, liquid soap, bubble bath. Add drops of food coloring for added fun.

### Simple Machines: Ramps

Provide your child with blocks and small boards or cardboard to make ramps. Children can experiment with by rolling or sliding different objects down the ramps: blocks, boxes, cars, marbles, droplets of water, rocks.




## Booklist


### Look for these books at the library:

Don't Let the Pigeon Drive the Bus, by Mo Willems  
Don't Let the Pigeon Stay Up Late, by Mo Willems  
The Pigeon Wants a Hot Dog, by Mo Willems  
The Pigeon Wants a Puppy, by Mo Willems  
Knuffle Bunny, by Mo Willems  
Knuffle Bunny, Too, by Mo Willems  
Pete the Cat: I Love My White Shoes, by Eric Litwin  
Pete the Cat: Rocking in My School Shoes, by Eric Litwin  
Pete the Cat and His Four Groovy Buttons, by Eric Litwin  
Go Away Big Green Monster, by Ed Emberly  
Corduroy, by Don Freeman  
Goldilocks and the Three Bears, retold by Jan Brett  
The Very Clumsy Click Beetle, by Eric Carle  
Three Billy Goats Gruff, retold by Stephen Carpenter  
The Little Red Hen, retold by Jerry Pinkney  
Does a Kangaroo Have a Mother, Too?, by Eric Carle  
Hedgie's Surprise, by Jan Brett  
Mrs. Wishy Washy's Farm, by Joy Cowley  
The Hat, by Jan Brett  
The Tale of Peter Rabbit, by Beatrix Potter  
Owl Babies, by Martin Waddell  
A House for Hermit Crab, by Eric Carle  
Mister Seahorse, by Eric Carle  
Big Al, by Andrew Clements  
Unlabeled, by Dan Yaccarino  
It's the Bear, Jez Alborough  
An Extraordinary Egg, by Leo Lionni  
The Umbrella, by Jan Brett  
Who is the Beast?, by Keith Baker  
Duck in the Truck, by Jez Alborough  
Captain Duck, by Jez Alborough  
Cuddly Duddly, by Jez Alborough  
There's an Alligator Under My Bed, by Mercer Mayer  
Caps for Sale, by Esphyr Slobodkina  
David Gets in Trouble, by David Shannon  
Bill and Pete, by Tomie de Paola  
Bill and Pete Go Down the Nile, by Tomie de Paola  
The Doghouse, by Jan Thomas  
Rhyming Dust Bunnies, by Jan Thomas

# Summer Book List



**What can you  
do at home to  
get Ready for  
Kindergarten?**







**Read with your child everyday. Talk about it!**

**Practice counting objects.**

**Draw! Draw! Draw!**

**Give your child multi-step directions.**





**Enjoy your  
Summer!!!**

